



Thimble & Thread Quilt Guild of Greater St. Louis

Volume 43, No. 6

June 2019

June 14 program: Dr. John Oldani

We welcome back Dr. John Oldani who will be presenting an informative look into the “**Folklore of the American Quilter.**” Dr. Oldani is a St. Louis resident, professor and author of multiple books that take a unique look at local history. His lecture will open our eyes to the unusual and distinctive wording that quilters use to get the work completed that baffle the non-quilter. Come and enjoy an entertaining evening with Dr. Oldani.

Welcome to Thimble & Thread Quilt Guild

We hope you will join us at one of our monthly meetings, a workshop, a retreat or even a quilt show. Explore our web site <http://www.thimbleandthreadstl.org> to see some of the quilt-related things going on in St. Louis, our Guild and elsewhere.

We meet at Concordia Lutheran Church, 505 South Kirkwood Road at 7:00 pm on the second Friday of each month, unless changes are announced in the newsletter or on the website. **(Please see note regarding church parking on page 4).**

Doors open at 6:30 pm. Guild meetings are open to non-members, free for the first visit (unless the program involves a national speaker), and \$3 per visit thereafter. A \$5 fee is charged whenever a national speaker gives the program. Membership dues are \$30 per year.

A pre-meeting dinner is held at Chili’s restaurant, Kirkwood Commons, 1130 S. Kirkwood Road (just north of I-44), starting between 5:00 and 5:15 pm. If you plan to attend, please let Susan Sanders know either by phone or email so she can make reservations accordingly. If you do come, let the staff at Chili’s know you are with “the quilters” so they can seat you at the correct table.

June 14 Deadline for College Quilts

We are near the end of this year's 2019 Outreach Project. Karen and I are most thankful for the participation of Quilt Guild Members who are showcasing quilting to college-bound students in East St. Louis.

In order to have all the quilts prepared and ready to distribute at the Scholarship Ceremony, we have designated the June Guild Meeting as the last day to turn in any college quilts. Quilts can be turned into Karen Puricelli who is storing the quilts for distribution or Pamela Coaxum can accept them as well.

The Scholarship Ceremony will be held July 26, 2019 at 2:00 pm at the United States District Court for the Southern District of Illinois. The Court is located at 750 Missouri Avenue, East St. Louis, Illinois. If you plan to attend, please RSVP with Pamela Coaxum (314.406.6011). Also note:

- To be allowed in the Court, you must bring a drivers' license or valid identification card to show the security guard.
- No cameras, cell phones, or any type of electronic devices are allowed in the Court. You must leave them in your car or the security guard will take them.

It is truly a blessing to be part of a Quilt Guild that is so giving. Imagine how wonderful the Scholarship students will feel when they are given a quilt. Each Quilt represents that beauty of a caring person who is sharing with each student love, kindness, thoughtfulness, and best wishes for college success. And as guild members, our hope is this art form may be ignited in the heart of these students who may one day become a quilter.

Thank you all for sharing your craft

Pamela R. Coaxum
Karen Puricelli

Membership time

Please use the membership form on page 11 to renew your membership. We thank you for your contributions to our guild!

Newsletter deadline

The next deadline for submitting items for the Thimble & Thread newsletter is June 24, 2019. Please send entries to thimbleandthreadnews@yahoo.com.

Opportunities for volunteering, learning and making new friends!

There are currently three positions available on the Thimble and Thread Board of Directors:

- **Membership** - Receives membership forms, prints membership directory, takes attendance at Guild meetings.
- **Ways and Means** - Oversees the fundraising activities of the Guild.
- **Quilt Show Chair** - Heads the Quilt Show Committee.

All of these positions may be held by Co-chairs.

Consider volunteering and supporting Thimble and Thread. A Guild is only as strong as its members!

Contact Cindy Neville or Debby Logan if you are willing to help with these activities.

Upcoming programs

Please contact Denise Poepsel if you have any questions about these programs.

July 12, 2019 - “DEMONSTRATIONS“ by some of our members:

- **Suzanne Galli Koenen** will show you how easy it is to sew and appliqué on paper using your decorative stitches on your sewing machine, creating one of a kind cards, gifts and art works.
- **Dolores Keaton** will demonstrate applique, showing inside and outside points and concave and convex curves, working on silk as well.
- **Cindy Clifton** will showcase the “Bloc Loc” ruler, that is used to make a pineapple block with very little measuring and cutting.

August 9, 2019 - Kristen Gula is a local embroiderer from Swansea, IL and author of “200 Embroidered Flowers”. Kristen is a self-taught fiber artist who took her love for hand embroidery to the next level by founding Gulush Threads in 2013. Kristen has classes at Perennial and gives workshops all over the United States. Kristen will have items for sale.

September 13, 2019 - Ann Say, from the Kanas City area “Once We Were Refugees” project, is coming back to bring us a program on “Hawaiian Quilting”. She will discuss the history of these fascinating quilts and share a number of examples.

Parking changes due to church construction

Concordia Lutheran has begun a major construction project which will not be completely done until June, 2019. You will need to park in their lots off Woodbine and walk up Woodbine (see the red arrows on the map) to enter the building.

Please consider using the larger lot with the basketball hoop if you are physically able so that members who need them can have the closer lots.

Also, we suggest you bring a flashlight to use as you walk back to your car after the meeting.



Parking colors on map below:

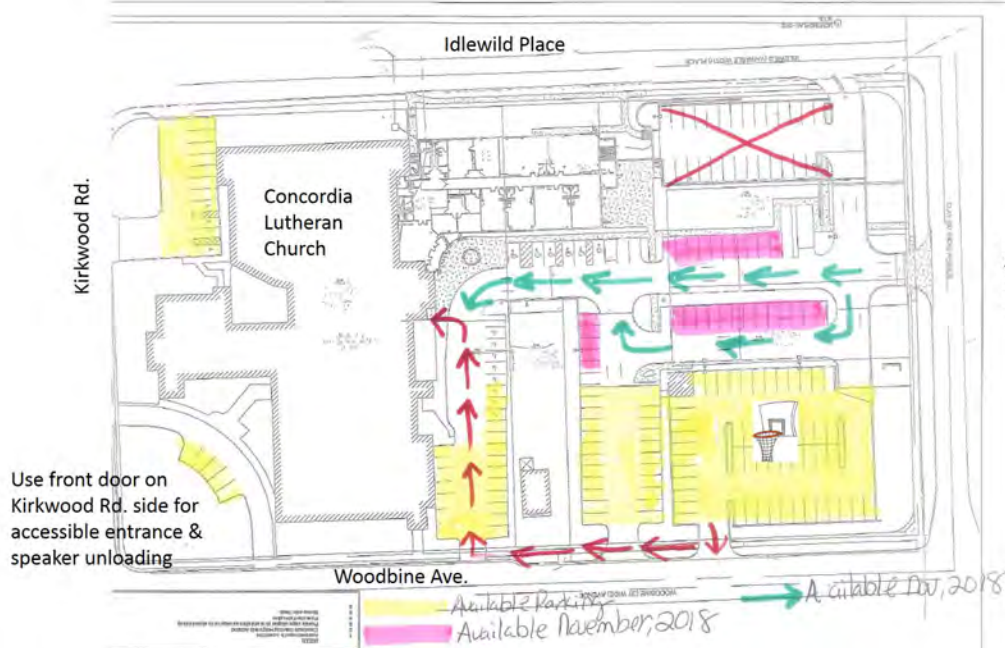
Blue/green arrows: Parking in this area is scheduled to be available November 2018.

Pink: Parking in this area is scheduled to be available November 2018.

Yellow: Parking currently available.

Red arrows: Current path to get into the building.

Use the front door on the Kirkwood Road side for accessible access and speaker unloading.



From the President's Corner

Thank you!

As my year as President of Thimble and Thread comes to a close, I can look back on the last year with pride. Our guild, though smaller, is welcoming. We have enjoyed fun, interesting speakers, worked together on our Outreach quilts, and shared Show and Tell. I believe our Guild has created a solid base and we are positioned to grow and prosper.

This would not have been possible without the hard work of our Board of Directors and the support of every Guild member. This is what guilds, and for that matter, quilting is all about - friendship, sharing, and joy. It has been a journey and I look forward to the journey continuing into a future full of learning, laughter, and love. Thank you all for your support this last year. Keep that support coming as we welcome our new Board and as Dory would say, "Keep on Swimming!"

Cindy Bell Neville, President, Thimble and Thread Quilt Guild

Fall Retreat October 4th – 6th 2019

It's not too late to sign up for our Fall Retreat to be held at the Pallottine Retreat Center. There is still plenty of space available and those of us already signed up would enjoy having more company. If you've not been to a retreat, this is your chance to join us and get to know some of your fellow Guild members on a more personal level.

Price: \$240.00 per person single occupancy, which is how the contract is written.

Payment Schedule: You must submit a down-payment of at least 50% of the amount when you register. The balance will be due no later than the September 2019 meeting.

Meals included: 2 meals on Friday, 3 meals on Saturday, and 2 meals on Sunday.

Check in/out: Check in no earlier than 9 a.m. Friday morning (10/4); check out no later than Sunday (10/6) by 2 pm.

For those of you who have not attended one of our retreats before, this is a do your own thing retreat. We start sewing as soon as we can get the room set up. We must be out by 2 pm on Sunday afternoon, so usually we stop sewing at noon, turn off irons so they can cool down, enjoy lunch and then come back and pack up. You may sew as late into the night as you desire or start as early in the morning as you want. Naps are optional. We ask everyone to bring a shareable snack and usually have way too much snack food. We share large ironing and cutting surfaces and freely give advice and lots of "oohs and aahs".

Rules are simple: be mindful of your neighbors; work as much or as little on your project(s) as you wish, and above all enjoy yourself.

Susan Sanders, Retreat Coordinator

Optional Blocks

Four Doves in a Window – red, “white”, and blue (From Ricky Tims - www.rickytimes.com)

“With Ma's help, Laura packed her trunk.... Laura brought her Dove-in-the-Window quilt that she had pieced as a little girl while Mary pieced a nine-patch. It had been kept carefully all the years since then. Ma laid it, folded, on the sheet, and upon it she placed two large, plump pillows.”

~ Laura Ingalls Wilder, These Happy Golden Years Ch. 32 "Haste to the Wedding"



Laura's quilt, Dove-in-the-Window, has been the subject of debate through the years. Some think it is like Bear's Paw as seen on a pillow at Rocky Ridge. Others think it is a more intricate four flying doves in a star pattern.

Instructions (see the attached pattern at the end of this newsletter for cutting and assembly information):

- Red: use any red you want, make all the reds the same or make it scrappy.
- “White”: pick a light color, such as light tan or yellow.
- Blue: use any blue you like, all the same or scrappy.
- Border: pick either red and “white”, or blue and “white” stripes with red corner stones.

Remember, your finished block will be bigger than 15” x 15”, because you made the border wider to allow for trimming.

Write your name on to the seam allowance with permanent marker.

Marianne Whaley, Optional Blocks Coordinator

Thimble and Thread Quilt Guild Minutes

The May 10th meeting of Thimble & Thread Quilt Guild opened at 7:00 p.m. Present 48 members and 3 guests.

Speaker Leila Gardunia was introduced by Denise Poepsel. Leila has a web site, blog and on-line shop. She is the author of "You Can Quilt". Her first quilt was made at age 6. She usually uses 20 or more prints in a quilt design using scraps plus yardage for background and fill-ins. Her designs are mostly based on half-square triangles. She sorts her fabrics by size and color before designing the pattern.

After explaining her reasons for love of quilting and personal satisfaction and comfort from her work, her trunk show was admired by all. Leila will be moving this summer to Edinburgh, Scotland.

Committee Reports:

- Retreat – Susan Sanders reported October retreat at Pallottine has 20 people signed up. Facility can handle 25 to 30. Cost: \$240.00.
- Outreach – Karen Puricelli reported 15 children's quilts, 30 college quilts, and 8 Home Sweet Home quilts ready to deliver.

Announcements:

- Jefferson City to have a quilt show June 1 – 3.
- Need newsletter Chairman.
- Need Quilt Show Chairman in order to have a show in the near future.
- Board Meeting May 23rd at Grand Glaize Library at 6 pm. If you plan to attend, you must notify Cindy Neville if you wish to speak at the meeting.
- Optional Block – Mary Ann Whaley showed pattern for June optional block.

Block of the Month raffle won by Jinny Cox.
Followed by Show and Tell.
Meeting ended at 8:40 pm.

Respectively submitted

Marylyn Simpson, Acting Secretary

Board Meeting Minutes

May 23, 2019

Cindy Neville - President
Denise Poepsel - Vice President/Programs
Leigh Anne Huckaby - Treasurer
Katie Fraizer - Secretary
Debby Logan - Membership/incoming President

Kathy Gaynor - Newsletter
Marylyn Simpson - incoming Secretary
Adele Niblack - incoming Treasurer
Susan Sanders - incoming Newsletter

The meeting was called to order at 6:15 pm by Cindy Neville, President.

Committee reports:

Vice President/Programs - Denise Poepsel reported that we have programs scheduled for June, July, August, and September. October and November are open at this time. Former member Kathy Sexton is scheduled to do the program in December. January is the annual sew-in, and we will likely have a movie in February. Denise talked about the possibility of having a national speaker in April and said there are also other ideas in the works.

Treasurer - Leigh Anne Huckaby reported that things are going well and memberships are starting to come in. Cindy said she would tell Mary Ellen Adams to put the membership form on the website. There will also be a stack of forms available at the June meeting and a form printed in the newsletter. Leigh Anne said that she had gotten all the information to Jeanette Larson for the audit. She also announced that she had received a nice letter from the winner of the raffle quilt.

Outreach - Cindy announced on behalf of the Outreach committee that the college scholarship quilts are due June 7 to Jeanette Oesterly. The students will receive the quilts at the scholarship award ceremony in July.

Membership - Debby Logan reported that membership is in good shape. She figured out how to create the membership directory in Word and is willing to help the incoming Membership chair with it. We discussed contacting former members and inviting them to check out the guild. We decided to invite them to the July meeting when we will be having demonstrations by guild members. We plan to mail personalized notecards that include a flyer or business card with upcoming meeting dates and speakers/topics.

Newsletter - Kathy Gaynor suggested that the incoming Newsletter chair could keep the current newsletter email address and just change the password.

Retreat - Susan Sanders announced that 21 people have signed up for retreat and most have paid in full. There are still a few slots available.

We discussed the administration of the website. Cindy plans to take a Wordpress class. After she takes the class, she plans to set up a Wordpress site for the guild and take over administration of the site. She said we would deal with how to transfer the newsletter archive at a later time.

We discussed the revision to the bylaws. Thanks to Art Kruse, we have an incredible foundation to build off of. He took all the changes from the committees and added his own comments as well. Cindy said we need a committee of about three people to go through the suggestions and come up with a coherent revision. Debby Logan and Susan Sanders volunteered for the committee. We also discussed Art being a part of the committee since he is the Parliamentarian.

Cindy Neville stated that we still need a Quilt Show Chair or Co-Chairs. The quilt show is a major revenue producer for the guild. Without it, the guild will run out of funds in the next few years. We discussed the fact that it can be done in a smaller venue without vendors. Several possibilities were mentioned.

Leigh Anne mentioned that she will renew the guild's status as a non-profit with the state of Missouri.

Cindy Neville reminded everyone that suggested budget recommendations for the coming year are due to the President and Treasurer by the June guild meeting. Each committee must also submit a list of the guild assets held by that committee to the Treasurer by the June guild meeting. Finally, annual reports with a summary of the year's activities and recommendations for the upcoming year are to be sent to Susan Sanders and Cindy Neville by the July guild meeting.

Meeting was adjourned at 7 pm.

Respectfully submitted,

Katie Fraizer, Secretary

Treasury Report

PROFIT & LOSS STATEMENT		
	May 2019	April 2019
Income		
Membership Dues	120.00	
Retreat Income	240.00	2,875.00
Guest Passes		20.00
Workshop Income		270.00
Fabric Raffle		32.00
Quilt Raffle		960.00
Optional Block		
Total Income	360.00	4,157.00
Expense		
Meals		135.00
Refreshments		111.12
Room Rental		10.00
Business Insurance		
speaker	125.00	475.00
Office Supplies		
Travel		244.23
Workshop fee		462.50
Program Expense		
Raffle Quilt		23.96
Fabric Raffle		
Retreat		1,155.00
TOTAL Expense	125.00	2,616.81
Tot Other Income-Interest		
Net Income	235.00	1,540.19

BALANCE SHEET		April 2019
Current Assets		
Checking/Savings		
Arsenal CU Checking #2090		8,496.21
Arsenal CU Money Market #2060		9,932.19
Arsenal CU Savings		31.47
Total Checking/Savings		
Accounts Receivable		
11000 - Accounts Receivable		406.00
Total Accounts Receivable		18,865.87
Total Current Assets		
Other Assets		
Arsenal CU CD - 1 year		6,179.40
Arsenal CU CD - 6 month		6,098.30
Total Other Assets		12,277.70
TOTAL Assets		31,143.57
LIA/ Total Current Liabilities		
Accounts payable		600.00
Equity		
30000 - Opening Balance Equity		20,866.03
32000 - Retained Earning		11,083.68
Net Income		-1,406.14
Total Equity		30,543.57
TOTAL LIABILITIES & EQUITY		31,143.57

THIMBLE & THREAD QUILT GUILD
July 1, 2019 – June 30, 2020
Membership Form

Membership dues are \$30 per year

PLEASE PRINT!

Date: _____

Renewal: _____

Check #: _____

Cash: _____

New Membership: _____

Amount paid: \$ _____

Name: _____

Address: _____

City: _____ State: _____ Zip _____

Phone: (h) _____ (w) _____ (m) _____

Email: _____

If you are related to someone in the Guild, please list member's name and relationship to you.

Make checks payable to **Thimble & Thread Quilt Guild** and mail to:

Cindy Clifton
Membership Committee
615 Hickory Hollow Ln.
Kirkwood, MO 63122

NEW MEMBERS: WELCOME TO OUR GUILD!

How did you hear about us?

Quilt Shop _____

Website _____

Word-of-mouth _____

Quilt Show _____



THE QUILTED FOX



Stonehenge Block Party

In honor of the Northcott Stonehenge 10th Anniversary, The Quilted Fox is pleased to participate in the Stonehenge Block Party. This will run through September 30th. The Grand Prize is a 9 day trip for two to England with a private tour of Stonehenge in June, 2020. Participating shops will be offering kits for blocks. The Quilted Fox block is above on the left. All fabrics in the kits are drawn from the [Stonehenge Solstice collection](#). For complete contest rules, go to our website: www.quiltedfox.com and click on the Northcott Stonehenge link. The Quilted Fox block is available for purchase from our website or in the store.

Row by Row Experience

“The Fox Picnics at Forest Park”

Kits and Patterns available June 21—September 3

Be the first to bring in a finished (quilted, bound, & labeled) using at least 8 different rows from 2019 participating shops and win First Prize -25 Fat Quarters. Include the row from The Quilted Fox and win a bonus prize!

Finished quilts may be presented at the shop between June 21 and October 31, 2019.

For complete contest rules, go to our website: www.quiltedfox.com and click on the Row by Row link.

Don't forget—we're open every Sunday from 12 – 4 pm

Visit us at: 10403 Clayton Road in La Chateau Village or call us at (314) 993-1181

Monday & Wednesday 10-5; Tuesday & Thursday 10-6:30;

Friday & Saturday 10-4:30; Sunday 12-4:00

Find our newsletter on our web page: www.quiltedfox.com

Officers & Committee Chairs

Officers

President Cindy Bell Neville

Vice President Denise Poepsel

Secretary Katie Fraizer

Treasurer Leigh Anne Huckaby

Parliamentarian Art Kruse

Standing Committee Chairs

Newsletter Kathy Gaynor

Outreach Pam Coaxum

Karen Puricelli

Diana Suzuki-Tyrey

Ways & Means

Workshop

Historian

Membership

Karen Terry

Cindy Clifton

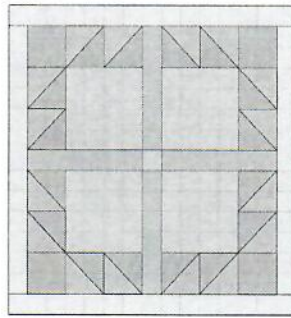
Debby Logan

(The above group represents your Board of Directors)

Sub-committee Coordinators

Website Administrator Mary Ellen Adams

LEGACY QUILT



Block #15

Four Doves In a Window

15" x 15" finished

Rotary Cutting Instructions

Suggested, three fabrics, plus project background fabric

A – cut four 4½" squares in red

B – cut eight 3" squares in blue

B – cut eight 3" squares in "white", which can be light yellow or tan

C – cut four 2½" squares in red

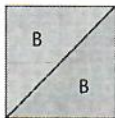
D – cut one 1½" square in red

E – cut four 1½" x 6½" strips in blue

For outer border cut four 2" x 13" strips in striped fabric, either red & "white" or blue & "white"
plus four cornerstones in red

Assembly

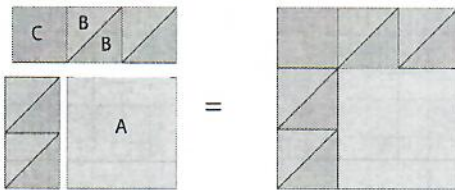
1. Join two B's to make 16 half square triangles.



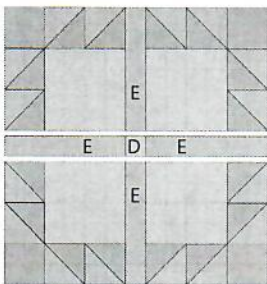
make 16

Trim units to 2½" square after joining

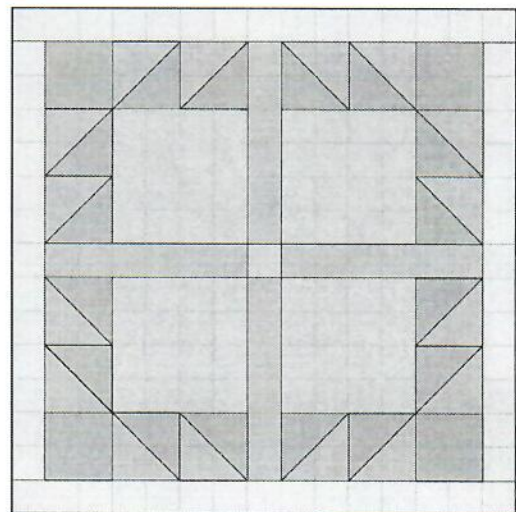
2. Create "dove" unit as shown.



3. Assemble three rows as shown.



4. Add borders



Completed block with borders